

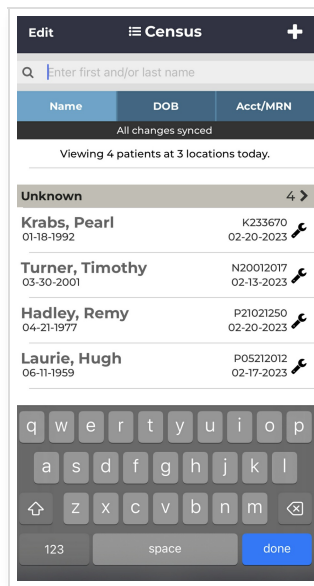
Census Search

Last Modified on 03/15/2023 4:30 pm CDT

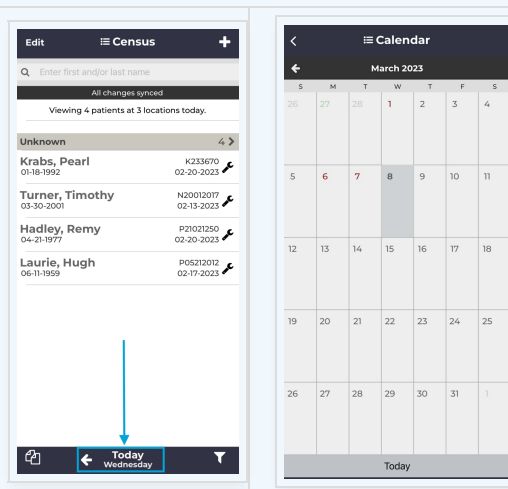
Census search provides the ability to search for patients on a date of service. The *Advanced Search* tool allows you to search beyond the immediate day's census and even across other groups' censuses.

Search

- Tap the search bar, and select whether you want to search for a patient by *Name*, *Date of Birth*, or *Facility Account/MRN*:

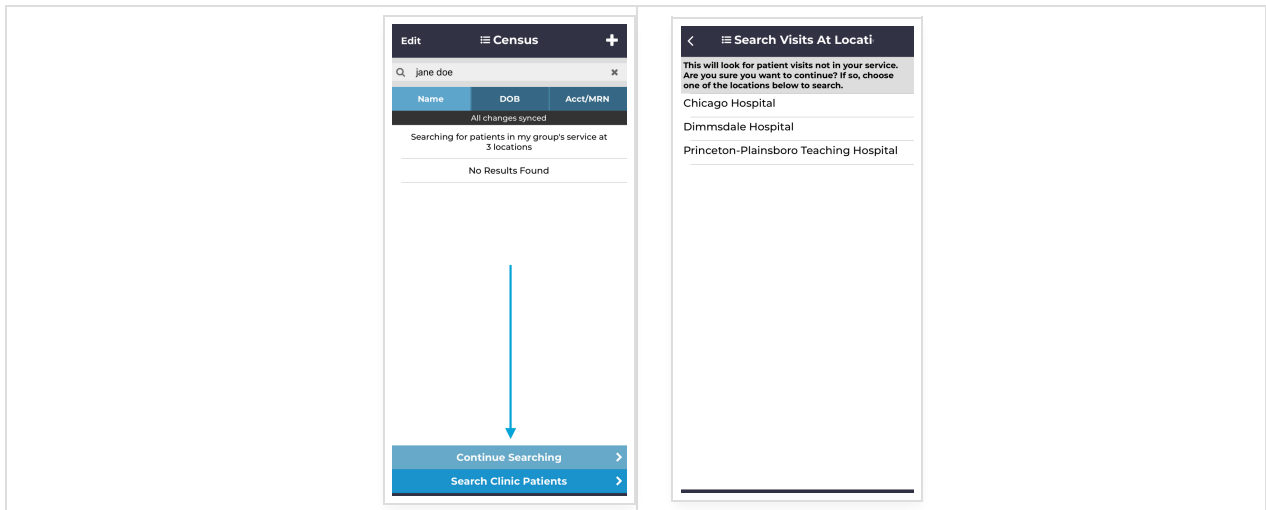


Tip: Use the calendar tool to easily search the census on another date of service



Continue Searching

- If the patient isn't found on the immediate day's search, tap *Continue Searching* at the bottom and select a location:



Advanced Search

- *Advanced Search* broadens the search criteria further in an attempt to find the patient. Tap *Advanced Search*; enter an Admit Date (required), Facility Account/MRN, and Date of Birth (optional); then *Search for Patient*.

